


RESIDENTIAL VEGETATION MANAGEMENT & AIR POLLUTION REGULATIONS FOR NEVADA COUNTY



Before you consider burning, attempt a clean approach:

- | | |
|--------------------------|---------------------------------|
| Leaves or Pine Needles | - Compost or Greenwaste Pickup! |
| Paper or Cardboard | - Recycle! |
| Branches smaller than 2" | - Chip or Greenwaste Pickup! |
| Branches larger than 2" | - Use for Firewood! |

If you burn, you must follow **ALL** of the local regulations listed below **or you WILL be fined and/or prosecuted**. Instead of burning, consider subscribing to a bi-weekly greenwaste pickup service for as little as \$3 per month. Call Waste Management of Nevada County at (530) 274-3081 for details on obtaining this valuable service.

It is your responsibility to know and follow the local burning laws. If you have any questions or wish to report illegal burning call the Northern Sierra Air Quality Management District at

Grass Valley: 274-9360

Truckee: 550-7872

BURN DAY STATUS

NEVADA COUNTY

West County (530) 274-7928

Truckee Area (530) 582-1027

Burn Only LEGAL Materials

Dry vegetative material is the **ONLY** material that can be legally burned in Nevada County. The vegetation must originate from the property on which you are burning and be sufficiently dry (*3 – 6 weeks dry time*) so as to minimize smoke emissions.

It is against state law and a **MISDEMEANOR** to burn **ANY** thing else. **SOME** of the items which are illegal to burn are cardboard, paper, plywood, cans, glass, furniture, plastics, rubber, tires, motor oil, tar paper, asphalt shingles, PVC pipe, construction debris, Styrofoam, dimensioned lumber, treated lumber, insulation, paints, coatings, metals or wire. These materials emit toxics when burned. Additionally, in an effort to control dioxin emissions, the **use of burn barrels has been banned** throughout the entire State of California.

Burn Only on a Permissive Burn Day

You can only legally burn on a **PERMISSIVE BURN DAY**. Call the numbers listed above for burn day information. Only material that will burn within 24 hours may be ignited. The recorded messages at these numbers contain burn day information and important additional open burning guidelines and restrictions.

It is ILLEGAL to Allow Your Smoke to Cause a Nuisance to Your Neighbors

District regulations require that material be burned with a minimum of smoke. All material must be **DRY** before burning.

Whenever practical, leaves and pine needles should be left on the ground for erosion control or mulch. If you live in Western Nevada County, per Chapter V of the Land Use and Development Code, Section 1102, it is illegal to burn piles comprised primarily of unattached leaves and / or pine needles. The days of burning wet, smoky piles of leaves and pine needles are over!

**Leave
the
Leaves!**


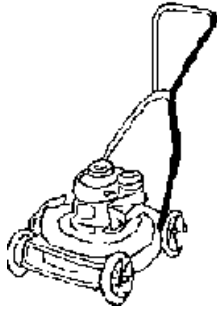
PERMITS Air Pollution Permits are required for all non-residential burns. Any burning associated with a timber harvest, a building or road project or agricultural operation requires an Air Pollution Permit. If you have any doubts or questions about when you need a permit or what kind of permit you might need, please do not hesitate to call the Air District at (530) 274-9360.

For additional information on composting and open burning please visit our website at www.myairdistrict.com

A Violation of the Air Pollution Control District Rules and Regulations is a Misdemeanor and Can Subject You to Monetary Penalties.

(Rev 02/07)

POWER EQUIPMENT CAN START WILDFIRES!



When grass dries out in the heat of summer, wildfires start easily. A simple spark caused by a lawnmower blade or weed-eater wire leader striking a rock, or high temperatures from mufflers or faulty spark arresters on yard equipment are enough to ignite dry grass. Restrict lawn mowing and equipment use to cooler hours when lower temperatures and higher humidity reduce the risk of starting a wildfire.

Before You Burn, Try Alternatives First.

1. **Composting**

- A) Reduces smoke pollution
- B) Creates rich, fertile soils
- C) Reduces landfill waste
- D) Easy and effective way to dispose of leaves and pine needles

For more information on composting call the Nevada County Master Composters program at (530) 273-0919.

2. **Chipping/Shredding**

- A) An effective treatment of limbs, branches, leaves, pine needles and vegetation.
- B) Creates valuable landscaping material used for mulch and weed suppression.
- C) Chipping/shredding service may be free in some areas*.

*The Nevada County Fire Safe Council has a free Chipping and Shredding Program in Western Nevada County. Call (530) 272-1122 for availability and more information.

- 3. **Greenwaste Pickup** – Waste Management of Nevada County offers a very affordable greenwaste pickup program. Contact Waste Management at (530) 274-3081 for details.

BURNING TIPS

For your Safety and Protection

1. READ AND FOLLOW THE INSTRUCTIONS ON YOUR BURN PERMIT.
Burning may be prohibited in your local area. Please check with the local Air Pollution Control District and your Fire Chief before burning.
2. BURN ONLY IN A FIRE SAFE LOCATION.
Make sure the ground is cleared of all flammable material for at least 10 feet around burn pile.
3. ALWAYS HAVE WATER OR A GARDEN HOSE AVAILABLE WHILE BURNING.

Make Your Home Fire Safe



Millions of Californians live in residential developments that border fire-prone wildlands. Each year, hundreds of homes in these “suburban” and rural areas are lost to wildfire outbreaks. According to the California Department of Forestry and Fire Protection (CDF), homeowners can substantially increase the chance of their home surviving a wildfire by following these fire safe practices:

- A. Maintain a “defensible” space around your home by clearing all flammable vegetation a minimum of 100 feet around the structure. Clear dead leaves and branches to leave widely spaced ornamental shrubbery and trees.
- B. Clean all needles and leaves from the roof, eaves and rain gutters.
- C. Trim treelimits within 10 feet of your chimney and trim all dead limbs hanging over your house or garage.
- D. Cover your chimney outlet or flue with a spark arresting ½” mesh screen.
- E. Make sure your address is clearly visible for easy identification in an emergency.
- F. Make sure your home is located near a fire hydrant, or that you have a water storage supply of at least 2,500 gallons for use in emergency situations.
- G. Stack woodpiles at least 30 feet from buildings, fences and other combustible materials.
- H. Clear all vegetation and other flammable materials from beneath your deck. Enclose undersides of elevated decks with fire resistive materials.

For more information, contact the nearest CDF office listed in your telephone directory under State of California, or your local fire department.

BE RESPONSIBLE!

Be Fire Safe,



California!